

NC

NORTHLAND COMPANIES

SUPPLY

FROM LANDSCAPING TO MASONRY



Landscape & Masonry Sales
Longville Office: 218.566.1324
Jenkins Office: 218-212-7863
info@northland-companies.com
www.northland-companies.com





TABLE OF CONTENTS



LANDSCAPE

Flagstone/Stone Pavers	4-7
Stone Steps & Wall Stone	8-11
Ground Cover / Mulch / Rock	12-13
Edging / Sand	14-15
Fire Ring Kits	16-17
SRW Fabric / Geogrid / Erosion	18-23
Rosetta/Unilock	24-25
Rochester / Interlock Concrete	26-27
Belgard / Anchor	28-29
Willow Creek Pavers	32-33
Borgert Retaining Wall	34-35
Versa-Lok Retaining Wall	36-37
Weights/Estimating /Conversion	38-39



NORTHLAND **COMPANIES**

Longville 218-566-1324 - Jenkins 218-212-7863

www.northland-companies.com


SAWN/PATTERN STONE PAVING

Germantown Pavers
 6"x9", 6"x12"
 1" - 1 1/2" Thick
 Grey, Buff and Tan
 \$21.88 / Sq Ft
 lf1531




1" Patterned
 12"x12" - 24"x36"
 Vintage White
 \$15.47 / Sq Ft

MN Granite Pavers
 4"x4", 4"x8", 5"x9"
 Charcoal, Mesabi Black,
 Mahogany, Rockville
 Thermal Top—Split Edges
 2" - \$54.15 / Sq Ft
 Tumbled and Weathered




Sawn & Thermal
 Pattern Bluestone
 Full Color
 1" - \$17.10 / Sq Ft
 1 1/2" - \$18.30 / Sq Ft
 lf411-412

1" Patterned
 12"x12" - 24"x36"
 Autumn Mist
 \$16.07 / Sq Ft



Templeton Pavers
 6"x9", 6"x12"
 Pewter, Platinum
 1 1/4" - \$28.53 / Sq Ft
 2 1/2" - \$39.90 / Sq Ft
 Antiqued \$4.00 Sq Ft
 lf1541-546

1 1/2" Patterned
 Fond Du Lac Silver
 12"x12" - 24"x36"
 \$45.50 / Sq Ft



1" Patterned
 12"x12" - 24"x36"
 Autumn Brown
 \$16.07 / Sq Ft

Many more stone paver options available! Antique Black. Antique Brown, Rainbow, Teak, French Vanilla and MORE!

PRICES SUBJECT TO ADJUSTMENT DUE TO CHANGING MARKETS & FUEL RATES

PLEASE CALL TO VERIFY QUANTITY ON HAND


SAWN/PATTERN STONE PAVING

Granite
Charcoal, Mesabi
1 1/4"-\$963 / Ton
lf1250
2"-\$1180 / Ton
lf1250-lf1257
Also available Carnelian
and Rockville



Kasota MN Buff 2"
Sawn Top/Bottom
69 Sq Ft / Ton
\$665 / Ton
lf1261

Bluestone Patterned
Mixed sizes 12x12 - 24x24
1" - \$13.05 / Sq Ft
lf1405
1 1/2" - \$14.90 / Sq Ft.
lf1406




Chilton Patterned
Random sizes 12x12 - 24x36
1 1/2"-2 1/2"
\$47.25 / Sq Ft
lf1511



PRICES SUBJECT TO ADJUSTMENT DUE TO CHANGING MARKETS & FUEL RATES
PLEASE CALL TO VERIFY QUANTITY ON HAND

IRREGULAR FLAGSTONE

Chilton Stand Up
2" Thick
60-80 Sq Ft / Ton
lf1501
\$845 / Ton



NY Bluestone
Full Color
1" - \$735 / Ton
lf401
2" - \$735 / Ton
lf402



Colorado Rose
2" Thick
lf1351
\$615 / Ton




Rocky MTN Silver
1 1/2" - 2" Thick
lf1385
\$815 / Ton




Cherokee Stand Up
2" Thick
\$749 / Ton
lf1310



Hickory Stand up
2" Thick
\$749 / Ton
lf1312



Silver Mist Stand Up
2" Thick
\$749 / Ton
lf1311



Chief Cliff
1"-2" Thick
\$1040 / Ton
lf1575



PRICES SUBJECT TO ADJUSTMENT DUE TO CHANGING MARKETS & FUEL RATES
PLEASE CALL TO VERIFY QUANTITY ON HAND

STONE STEPPERS

Cherokee
12"-24"
2" Thick
\$475 / Ton
1f1300



Hickory
12" - 24"
2" Thick
\$475 / Ton
1f1302



Fond du Lac Silver
Apple Creek
18" x 30", 2"-3"
1f1552
\$595 / Ton



Silver Mist
12" - 24"
2" Thick
\$475 / Ton
1f1301



Lannon
8" x 18", 2"-3"
1f1523
\$545 / Ton



Boulder
Sawn 3" Thick
12"-36"
1f1201
\$1040 / Ton



Bluestone Garden
Steppers
12"- 18", 1"-2"
1f1421
\$610 / Ton



Chilton
Apple Creek
18"-30", 2"-3"
1f1502
\$540 / Ton



PRICES SUBJECT TO ADJUSTMENT DUE TO CHANGING MARKETS & FUEL RATES

PLEASE CALL TO VERIFY QUANTITY ON HAND

NATURAL STONE STEPS

Hickory/ Silver Mist
Each


3'x18''- \$129

3'x24''-\$ 172

4'x18''-\$172

4'x24''-\$229

lst150-lst163



Bluestone
Outcropping
\$761 / Ton
1st205


Chilton Outcropping
Split Edge

\$679 / Ton

Weather Edge

\$766 / Ton

lst270-lst271



Bluestone Sawn
Natural Front
3' - \$328 / EA
4' - \$435 / EA
1st201-lst202

Chilton

Natural Top/Bottom, Split Sides


3'x18''-\$270 / EA

3'x24''-\$380 / EA

42''x18''-\$3331 / EA

4'x18''-\$380 / EA

lst261—lst265



Rocky Mountain
Quartz Outcropping
\$990 / Ton
lst189—lst191

MN Buff Limestone


Sawn 4 edges

Snapped Front/Back

3'-\$161 / Each

4'-\$ 204 / Each

lst140-lst141



Colorado Rose
Snapped 4 Edges
3'-\$161 / Each
lst180
4'-\$231 / Each
lst181

PRICES SUBJECT TO ADJUSTMENT DUE TO CHANGING MARKETS & FUEL RATES


PLEASE CALL TO VERIFY QUANTITY ON HAND

NATURAL STONE STEPS

Granite

Charcoal or Mesabi Black
 3'x18"-\$209 / EA
 4'x18"-\$278 / EA
 5'x18"-\$415 / EA

Mahogany
 \$168/\$222/\$340
 1st110-1st121



Virginia Slate
Natural Outcropping
 \$778 / Ton
 1st230

Oversize Sawn Boulder 6'+

6"+/- Thick/Thermal Both
 Sides. Sold in 1' Ranges
 \$945 / Ton
 1st100



Sawn Boulder
 2' - 5'
 6"+/- Thick/Thermal Both
 Sides. Sold in 1' Ranges
 \$735 / Ton
 1st100

Silver Mist Sawn 4'x18"-\$ 270 / EA

1st155



Fond Du Lac Silver
Sawn/Brushed Top
 3'x18"-\$411 / Each
 4'x18"-\$559 / Each
 1st286-1st289

Fond Du Lac Silver
Natural Top/Bottom, Split Sides
 3'x18"-\$306 / Each
 4'x18"-\$449 / Each
 1st280- 1st284



**Chief Cliff
 Outcropping**
 \$940 / Ton
 1st235

PRICES SUBJECT TO ADJUSTMENT DUE TO CHANGING MARKETS & FUEL RATES

PLEASE CALL TO VERIFY QUANTITY ON HAND

NATURAL WALL STONE

**Bluestone
Fieldstone**
\$633 / Ton
Inw260
13-18 SQ FT / Ton



Granite Sawn Wall
6", 8" or 12" Deep
3", 4 1/4" or 6" Thick
Mahogany, Charcoal
Mesabi Black
\$995 / Ton
Inw251

Chilton Weather Edge
8" or 12" Wide
2"-5" & 5"-8"
\$609-634 / Ton
Inw574-Inw575



Chilton Split Edge 8"
2"-3" & 3"-4"
or 4"-5" & 5"-7"
\$515 / Ton
Inw571
20 Sq. Ft/Ton

Arkansas Fieldstone
Thick - 3"-5"
\$586 / Ton
Thin - 1"-3"
Inw300-Inw301
\$621 / Ton
13-18 Sq. Ft/Ton



Chilton Split Edge 12"
3'-4" \$592/ Ton
4"-5" \$592 / Ton
5"-8" \$627 / Ton
Inw571-Inw572
13-15 Sq. Ft/Ton

**Oklahoma Beam
Rock**
\$440 / Ton
Inw500



**Oversize Charcoal
Granite Wall stone**
\$289 / Ton
Inw385

PRICES SUBJECT TO ADJUSTMENT DUE TO CHANGING MARKETS & FUEL RATES

PLEASE CALL TO VERIFY QUANTITY ON HAND


NATURAL WALL STONE

Hickory/Silver Mist
Split Edge
8" or 12" Wide
\$465 / Ton
Inw401-Inw403



Chief Cliff
Dry Stack Wall
\$735 / Ton
Inw655

Kasota MN Buff Sawn
Split edge, cream, gold, grey
8" or 12" Wide
3" / 6"
\$420 / Ton
Inw351—Inw352



Lannon
8" Wide
2"-3"- \$525 / Ton
2"-5", 5"-8"
\$490 / Ton
Inw451 - Inw454

RMQ Wall
Natural
\$508 / Ton
Inw425-Inw426



Winnebago
Outcropping
\$469 / Ton
Inw563

Slate Natural Wall
\$490 / Ton
Inw375



Fond du Lac
Silver 8" Wide
2"-3", 3"-4", 4"-5"
\$602 / Ton
Silver 12" Wide
3"-4", 4"-5"
\$676 / Ton
Inw581—Inw584

Chilton Outcropping
Regular-\$410 / Ton
Weather Edge
-\$427 / Ton
Inw561—Inw562



Silver Mist Sawn
8" or 12"
\$684 / Ton
Inw404

PRICES SUBJECT TO ADJUSTMENT DUE TO CHANGING MARKETS & FUEL RATES
PLEASE CALL TO VERIFY QUANTITY ON HAND

GROUND COVER-MULCH/DIRT

Northern
Shredded Cedar
\$94 / Yd
lgc101



Landscapers Mix
Grass Seed
25 lbs- \$75 Each
50 lbs- \$140 Each
lec201-lec214
5-6 lbs. / 100.
TUFF TURF
25#—\$80
50#—\$146



1/4" +/- Granite
Fines
lgc151
\$100.64 / Yd.



Class II Granite
Road Base
lgc152
\$119.59 / Yd.



Washed Masons
Sand
lgc212
\$57.66 / Yd.



Screened Beach
Sand
lgc215
\$44.20 / Yd.



NC Supply
Road Base
lgc400
\$53.80 / Yd.



Class 5 Gravel
lgc211
\$46.39 / Yd.



PRICES SUBJECT TO ADJUSTMENT DUE TO CHANGING MARKETS & FUEL RATES

PLEASE CALL TO VERIFY QUANTITY ON HAND

GROUND COVER-ROCK/BOULDERS

1 1/2" Crushed
Granite
lgc154
\$148.01 / Yd.



3/4" Crushed
Granite
lgc153
\$138.54 / Yd.



1 1/2" Washed
Rock
lgc301
\$111.73 / Yd.




3/4" Washed
Rock
lgc300
\$104.40 / Yd.



Fieldstone Boulders
6" +
lgc303
\$190 / Yd.



2"-5" Fieldstone
lgc302
\$178 / Yd.



Screened & Pulver-
ized Black
Dirt
lgc201
\$54.22 / Yd.



PRICES SUBJECT TO ADJUSTMENT DUE TO CHANGING MARKETS & FUEL RATES
PLEASE CALL TO VERIFY QUANTITY ON HAND

EDGING

Valley View 20'


Lawn Edging

\$17.80 / Each

Steel Stakes \$1.76 EA

ABS Stakes \$1.09 EA

led150-152



Aluminum
Landscape Edging

1/8" x 4" x 16'

Deco - Black

68.99/ Each

led-175

Corners and stakes available

Chopped Arkansas

Fieldstone

4"-6" wide

\$576 / Ton

led371



Hickory or Silver
Mist 4x4

\$495 / Ton

Tumbled \$595

led401-led404

Granite Edging-
Random

\$1050 / Ton

4"x4" - \$11 / Ft.

4"x6" - \$16 / Ft.

led600



Chilton Random

4x4

\$742 / Ton

Tumbled \$837

led501-led522

Bullet Edger

4" x 4" x 12"

\$2.69 / Each

Led350—led355

*Many colors
available*



Interlock Tumbled
Granite Edger

4" x 4" x 12"

\$4.98 / EA

led251-led252

MORE EDGING AVAILABLE. PLEASE ASK FOR DETAILS

PRICES SUBJECT TO ADJUSTMENT DUE TO CHANGING MARKETS & FUEL RATES

PLEASE CALL TO VERIFY QUANTITY ON HAND

SAND/HARDSCAPE ACCESSORIES

SRW Wall Drain
PRO
 Black, Gray, Tan
 lhs501-lhs503
\$19.99 EACH



SRW HexaBase
 Base Replacement
 16.15 SQ FT
 6 panels
 lhs301
\$14.99 EACH
\$89.94 / CTN



PolySweep
 Tan - \$37
 Platinum Grey - \$47
 Black—\$60
 Pearl—\$63
 lhs225-lhs228
 50 lb bag



X-Treme PolySweep
 Tan - \$42
 Platinum Grey—\$50
 Black—\$66
 lhs220-lhs222

SRW Ultra-Lok
 7' 9" Lengths
 led121
\$13.95 Each
 SEK Low Profile
\$14.29 Each
 10" Spikes
 Led201-202
\$1.69 Each
\$127 Case



SEK Edgecrete
\$24.30 Bag
 led300
 50 lb bag



PRICES SUBJECT TO ADJUSTMENT DUE TO CHANGING MARKETS & FUEL RATES
 PLEASE CALL TO VERIFY QUANTITY ON HAND

FIRE RINGS / PITS

36" Ring
Round —\$299
Square—\$399
lfire225-226



Heavy Gauge
32" Ring
Grate —\$499
No Grate—\$299
lfire240-241

Rockwood
Contemporary
Grate —\$1120
No Grate —\$960
lfire335-338



Rosetta Kodah
W/Steel
\$1140
lfire352

Willow Creek 4' OD
Grate —\$598
No Grate —\$489
Cap \$425
lfire250-267



Granite
30" Square —\$1080
38" Round —\$1080
Comes with Steel
Charcoal/Mesabi/Rockville/
Mahogany
lfire375-383

Strassen 4' 4" OD
W/Steel
No Grate —\$680
Cap—\$135 Each (4)
lfire202-206



Strassen 4' 4" OD
No Grate —\$795
lfire211-216

Weston 4' 4" OD
W/Steel
No Grate —\$610
lfire401-403



Rosetta Belvedere
W/Steel
\$1010
lfire351

Many more options available for fire pits and rings!!! Stop in and see the possibilities!

PRICES SUBJECT TO ADJUSTMENT DUE TO CHANGING MARKETS & FUEL RATES

PLEASE CALL TO VERIFY QUANTITY ON HAND



Modular Masonry Fireplaces
Wood-Fired Ovens
Barbecue Smokers
Fire Pits
Kitchen Islands



Stone Age
Manufacturing, Inc.
©2019, All Rights

Reserved

Modular Masonry Technology at its Finest





NORTHLAND COMPANIES

SRW Part #	NM Item #	#/Case	Price Each	Case Price		
SRW 10 oz Solvent-Based Adhesive (12 lbs/Ctn)						
A 10	lhs120	12/ctn	\$7.29	\$87.48		
SRW 28 oz Solvent-Based Adhesive (29 lbs/Ctn)						
A 28	lhs122	12/ctn	\$14.09	\$169.08		
SRW 10 oz VOC Solvent-Based Adhesive (12 lbs/Ctn)						
AP 10	lhs124	12/ctn	\$7.79	\$93.48		
SRW 28 oz VOC Solvent-Based Adhesive (32 lbs/Ctn)						
AP 28	lhs125	12/ctn	\$14.99	\$179.88		
SRW Rapid-Set 10 oz Polyurethane Adhesive (12 lbs/Ctn)						
APU 10	lhs126	12/ctn	\$10.39	\$124.68		
SRW Rapid-Set 28 oz Polyurethane Adhesive (29 lbs/Ctn)						
APU 28	lhs127	12/ctn	\$19.19	\$230.28		
SRW Vertical Instant Lock Adhesive (12 lbs/Ctn)						
AVIL 10	lhs128	12/ctn	\$17.49	\$209.88		
SRW SF-8 Adhesive 24 oz (18 lbs/Ctn)						
ASF8	lhs131	12/ctn	\$35.99	\$431.88		
GUN SF8G	lhs132	1/ctn	\$38.99			
PREMIUM GUN SF8GX	lhs134	1/ctn	\$45.99			
Cleaner CSF8	lhs133	12/ctn	\$26.99	\$323.88		
SRW® Caulking Guns						
Economy • Disposable						
CG00001	lhs150	10 oz	\$7.99			
CG00003	lhs151	28 oz	\$15.99			
Standard • with Spout Cutter						
CG00005	lhs152	10 oz	\$14.99			
CG00006	lhs153	28 oz	\$33.99			
Premium • Heavy Duty with Spout Cutter						
CG00002	lhs154	10 oz	\$69.99			
CG00004	lhs155	28 oz	\$71.99			
SRW Part #	Weight	Price Each	Pallet Quantity	NM Item #		
SSAN PAVZ3 TAN	50# Bag Tan	\$29.99	Z3 49 Bags/ Pallet - 2450#/Pallet	lhs200		
SSAN PAVZ3 GRA	50# Bag Granite	\$34.99	Z3 49 Bags/ Pallet - 2450#/Pallet	lhs201		
SSAN PAVZ3 BLK	50# Bag Black	\$39.99	Z3 49 Bags/ Pallet - 2450#/Pallet	lhs202		
SSAN PAVZ3 IVY	50# Bag Ivory	\$34.99	Z3 49 Bags/ Pallet - 2450#/Pallet	lhs203		
SSAN XTRTAN	50# Bag Tan	\$39.99	X-TREME 49 Bags/ Pallet - 2450#/Pallet	lhs207		
SSAN XTRGRA	50# Bag Granite	\$40.99	X-TREME 49 Bags/ Pallet - 2450#/Pallet	lhs206		
SSAN ST TAN	50# Bag Tan	\$30.99	SIMPLY TOUGH 49 Bags/ Pallet - 2450#/Pallet	lhs210		
SSAN ST GRA	50# Bag Granite	\$36.99	SIMPLY TOUGH 49 Bags/ Pallet - 2450#/Pallet	lhs211		
SRW Part #	Size	#/Bundle	NM Item #	Price/Foot	Price/Stick	
Paver Rail Ultralok • One piece system • Height 1 7/8" (7'9"=186' per Bundel)						
PRAIL ULTRA	7'8"	24/bndel	led121		\$12.39	
Low Profile Universal Paver Rail • Height 1 3/16" (7'8"=92' per Bndl/4416' per Pallet)						
PRAIL UNIVLP	7'8"	12/bndl • 48	led122		\$12.19	
HEXABASE Base Replacement System						
GSRW HB CTN		6/Cartron	lhs301	\$14.99	FULL CARTON ONLY \$89.94	
Mulch Stabilizer						
TAC MULCH CTN	1 Gallon	4/ctn • 36	lhs470	\$49.99		
TAC MULCH 5GAL	5 Gallon	36/plt	lhs471	\$209.99	---	
TAC PATH 5GAL	5 Gallon	36/plt	lhs470	\$137.99	---	
TAC RB 1GAL	1 Gallon	36/plt	lhs475	\$48.99	---	
TAC RB 5GAL	5 Gallon	36/plt	lhs476	\$235.99	---	
SRW Part #	Size	Quantity	NM Item#	Amt/Cartron	Price Each	Price/Ctn
Staples & Spikes						
FCMST D	6" 11 ga	75/bx	lhs251		\$16.99	
FCMST 41000	4" 11 ga	1000/ctn	-	60 ctns/plt		Call for Quote
FCMST 61000	6" 11 ga	1000/ctn	lhs252	50 ctns/plt		\$59.99
FCMST 8500	8" 11 ga	500/ctn	-	50 ctns/plt		Call for Quote
FCMST 10-50# SPIKES	3/8" 10" Smooth	50lbs	led201	48 ctns/plt	\$1.69	\$109.99
SRW Part #	Size	Amt/Ctn	NM Item#	Price/Each	Price/Ctn	

SRW® Specialty Clean					
EF Efflorescence Cleaner					
SSE CTN	1 Gallon	4/ctn • 36	lhs401	\$32.99	\$131.96
SSE 5GAL	5 Gallon	36/plt	lhs402	\$154.99	---
MC Mold, Moss & Mildew Cleaner					
SSMC CTN QT2	1 Quart	4/ctn	lhs407	\$21.99	\$87.96
SSMC CTN GAL4	1 Gallon	4/ctn	lhs408	\$33.99	\$135.96
OC Organic Stain Cleaner					
SSOC 2LB CTN 2	2 lbs	4/ctn	lhs409	\$32.99	\$131.96
CDX Cleaner & Degreaser					
SSCDX CTN 4	1 Quart	4/ctn	lhs411	\$56.99	\$227.96
RE Rust Eliminator					
SSRE CTN 2	1 Quart	4/ctn	lhs412	\$43.99	\$175.96
DW Dual Wash					
SSDW CTN	1 Gallon	4/ctn • 36	lhs405	\$33.99	\$135.96
SSDW 5GAL	5 Gallon	36/plt	lhs406	\$159.99	---
PW Paver Wash					
SSPW CTN	1 Gallon	4/ctn • 36	lhs403	\$32.99	\$131.96
SSPW 5GAL	5 Gallon	36/plt	lhs404	\$155.99	---
XY Xylene Solvent					
SS XY CTN	1 Gallon	4/ctn • 36	lhs413	\$58.99	\$235.96
SSS XY	5 Gallon	36/plt	lhs414	\$259.99	---
SS Sealer Stripper					
SSS STRIPPER CTN	1 Gallon	4/ctn • 36	lhs418	\$149.99	\$599.96
SSS STRIPPER5	5 Gallon	36/plt	lhs419	\$669.99	---
SRW® Specialty Seal					
JS Joint Stabilizer					
SSJS CTN	1 Gallon	4/ctn • 36	lhs431	\$29.99	\$119.96
SSJS 5GAL	5 Gallon	36/plt	lhs432	\$139.99	---
S-PS Penetrating					
STONE S-PS CTN	1 Gallon	4/ctn • 36	lhs433	\$59.99	\$239.96
STONE S-PS 5GAL	5 Gallon	36/plt	lhs434	\$259.99	---
S-PSX Penetrating X-TREME					
STONE S-PSX CTN	1 Gallon	4/ctn • 36	lhs437	\$239.99	\$959.96
STONE S-PSX 5GAL	5 Gallon	36/plt	lhs438	\$659.99	---
SGX Stain Guard X-Treme					
SSPC SGX CTN	1 Gallon	4/ctn • 36	lhs439	\$79.99	\$319.96
SSPC SGX 5GAL	5 Gallon	36/plt	lhs440	\$359.99	---
PRX Paver Restore X-TREME					
SSPC PRX CTN	1 Gallon	4/ctn • 36	lhs421	\$80.99	\$323.96
SSPC PRX 5GAL	5 Gallon	36/plt	lhs422	\$479.99	---
SRW® Premium Seal					
PSX Penetrating X-treme					
SSPC PSX CTN	1 Gallon	4/ctn • 36	lhs460	\$81.99	\$327.96
SSPC PSX 5 GAL	5 Gallon	36/plt	lhs461	\$299.99	---
LGX Low Gloss X-treme					
SSPC LGX CTN	1 Gallon	4/ctn • 36	lhs462	\$79.99	\$319.96
SSPC LGX 5GAL	5 Gallon	36/plt	lhs463	\$374.99	---
HGX High Gloss X-treme					
SSPC HGX CTN	1 Gallon	4/ctn • 36	lhs464	\$95.99	\$383.96
SSPC HGX 5GAL	5 Gallon	36/plt	lhs465	\$419.99	---
DG Dual Guard					
SSDG CTN	1 Gallon	4/ctn • 36	lhs466	\$99.99	\$399.96
SSDG 5GAL	5 Gallon	36/plt	lhs467	\$479.99	---
SRW® Paver Seal					
PS Penetrating Paver Seal • Water-Based					
SSPSPLUS CTN	1 Gallon	4/ctn • 36	lhs450	\$70.99	\$283.96
SSPSPLUS 5GAL	5 Gallon	36/plt	lhs451	\$279.99	---
LG Low Gloss Paver Seal • Water-Based					
SSPS CTN	1 Gallon	4/ctn • 36	lhs452	\$64.99	\$259.96
SSPS 5GAL	5 Gallon	36/plt	lhs453	\$214.99	---
HG High Gloss Paver Seal • Water-Based					
SSSPRO CTN	1 Gallon	4/ctn • 36	lhs454	\$70.99	\$283.96
SSSPRO 5GAL	5 Gallon	36/plt	lhs455	\$269.99	---

SRW Part #	Size	Amt/Ctn	NM Item#	Price/Each	Price/Ctn	
SR Slip Resistant • Paver Grip • Page 56						
SSSR PG	3.2 oz Bag	12 bags/ctn	lhs480	\$11.99	\$143.88	
Hudson Sprayers • Page 56						
SSSP SPRAYER GALV	3.5 Gallon	Industro Sprayer	lhs489	\$259.99	---	
Slit Foam Roller & Slit Foam Roller X-treme • Page 56						
SSSFR CTN	13/16" Roller	12/ctn	lhs481	\$13.99	\$167.88	
SSSFR XTR CTN	1/2" Roller	12/ctn	lhs482	\$22.99	\$275.88	
SRW Part #	Size	Sq Yds	Lbs/Roll	NM Item#	Amt/Ctn	Price/Each
SRW® General Landscape Geotextiles						
SB2 • 10 Year		300' rolls are color coded with green tape				
FSB2 03025	3 x 25	8.33	2	lfa101	62/ctn	\$7.99
FSB2 03050	3 x 50	16.67	3	lfa102	34/ctn	\$15.99
FSB2 03100	3 x 100	33.33	5	lfa103	18/ctn	\$31.99
FSB2 03300	3 x 300	100.00	13	lfa104	30/plt	\$83.99
FSB2 04025	4 x 25	11.11	2	lfa105	62/ctn	\$10.99
FSB2 04050	4 x 50	22.22	3	lfa106	34/ctn	\$20.99
FSB2 04100	4 x 100	44.44	6	lfa107	18/ctn	\$36.99
FSB2 04300	4 x 300	133.33	18	lfa108	30/plt	\$110.99
FSB2 06100	6 x 100	66.67	10	lfa109	30/plt	\$55.99
FSB2 06300	6 x 300	200.00	25	lfa110	30/plt	\$166.99
FSB2 12300	12 x 300	400.00	50	lfa111	4/bndl	\$289.99
SB3 • 20 Year		300' rolls are color coded with yellow tape				
FSB3 03025	3 x 25	8.33	2	lfa150	45/ctn	\$9.99
FSB3 03050	3 x 50	16.67	4	lfa151	24/ctn	\$17.99
FSB3 03100	3 x 100	33.33	7	lfa152	12/ctn	\$35.99
FSB3 03300	3 x 300	100.00	19	lfa153	30/plt	\$95.99
FSB3 04025	4 x 25	11.11	3	lfa154	45/ctn	\$11.99
FSB3 04050	4 x 50	22.22	5	lfa155	24/ctn	\$23.99
FSB3 04100	4 x 100	44.44	9	lfa156	12/ctn	\$47.99
FSB3 04300	4 x 300	133.33	25	lfa157	30/plt	\$126.99
FSB3 06100	6 x 100	66.67	13	lfa158	30/plt	\$65.99
FSB3 06300	6 x 300	200.00	45	lfa159	30/plt	\$189.99
FSB3 08300	8 x 300	266.67	60	lfa160	4/bndl	\$259.99
FSB3 12300	12 X 300	400.00	90	lfa161	4/bndl	\$329.99
FSB3 12300F	12 x 300	400.00	90		4/bndl	\$329.99
Silver Elite • 20 Year		300' rolls are color coded with yellow tape				
FSSBE 03050	3' x 50'	16.67	3	lfa171	22/ctn	\$18.99
FSSBE 03100	3' x 100'	33.33	6	lfa172	10/ctn	\$37.99
FSSBE 03300	3' x 300'	100.00	20	lfa173	30/plt	\$99.99
FSSBE 04050	4' x 50'	22.22	4	lfa174	22/ctn	\$25.99
FSSBE 04100	4' x 100'	44.44	7	lfa175	10/ctn	\$51.99
FSSBE 04300	4' x 300'	133.33	23	lfa176	30/plt	\$135.99
FSSBE 05300	5' x 300'	166.66	29	lfa177	30/plt	\$169.99
FSSBE 06100	6' x 100'	66.66	23	lfa178	32/plt	\$67.99
FSSBE 06300	6' x 300'	200.00	35	lfa179	30/plt	\$194.99
FSSBE 09300	9' x 300'	300.00	58	lfa180	4/bndl	\$309.99
FSSBE 12300	12' x 300'	400.00	74	lfa181	4/bndl	\$355.99
FSSBE 15300	15' x 300'	500.00	152	lfa182	4/bndl	\$476.99
SRW® Weed Control Geotextiles						
Residential • 6 Year						
FPS1.5 03050	3 x 50	16.67	2	lfa201	26/ctn	\$10.99
FPS1.5 03100	3 x 100	33.33	4	lfa202	14/ctn	\$20.99
FPS1.5 03300	3 x 300	100.00	12	lfa203	40/plt	\$65.99
Contractor • 10 Year		300' rolls are color coded with white tape				
FPS2 03050	3 x 50	16.67	3	lfa211	23/ctn	\$13.99
FPS2 03100	3 x 100	33.33	5	lfa212	12/ctn	\$27.99
FPS2 03300	3 x 300	100.00	13	lfa213	30/plt	\$72.99
FPS2 04050	4 x 50	22.22	3	lfa214	23/ctn	\$18.99
FPS2 04100	4 x 100	44.44	6	lfa215	12/ctn	\$36.99
FPS2 04300	4 x 300	133.33	18	lfa216	30/plt	\$99.99
FPS2 06100	6 x 100	66.67	9	lfa218	30/plt	\$51.99
FPS2 06300	6 x 300	200.00	26	lfa219	20/plt	\$144.99
FPS2 08300	8 x 300	266.67	35	lfa220	4/bndl	\$229.99
Professional • 15 Year		300' rolls are color coded with tan tape				

FPS3 03050	3 x 50	16.67	4	lfa230	18/ctn	\$16.99
FPS3 03100	3 x 100	33.33	7	lfa231	9/ctn	\$33.99
FPS3 03300	3 x 300	100.00	19	lfa232	20/plt	\$92.99
FPS3 04050	4 x 50	22.22	4	lfa233	18/ctn	\$22.99
FPS3 04100	4 x 100	44.44	8	lfa234	9/ctn	\$42.99
FPS3 04300	4 x 300	133.33	25	lfa235	20/plt	\$119.99
FPS3 06100	6 x 100	66.67	13	lfa236	30/plt	\$62.99
FPS3 06300	6 x 300	200.00	38	lfa237	20/plt	\$179.99
FPS3 08300	8 x 300	266.67	51	lfa238	4/bndl	\$259.99
FPS3 11300	12 x 300	366.67	69	lfa239	4/bndl	\$334.99
SRW® Premium Landscape Geotextiles						
Pro Plus IV • 20 Year (Needlepunched Woven/Non-Woven) 250' rolls are color coded with orange tape						
FPP1V 03025	3 x 25	8.33	2	lfa300	34/ctn	\$11.99
FPP1V 03050	3 x 50	16.67	4	lfa301	15/ctn	\$22.99
FPP1V 03100	3 x 100	33.33	8	lfa302	8/ctn	\$42.99
FPP1V 03250	3 x 250	83.33	21	lfa303	20/plt	\$95.99
FPP1V 04050	4 x 50	22.22	6	lfa304	15/ctn	\$29.99
FPP1V 04100	4 x 100	44.44	11	lfa305	8/ctn	\$56.99
FPP1V 04250	4 x 250	111.11	28	lfa306	20/plt	\$131.99
FPP1V 06100	6 x 100	66.67	17	lfa307	30/plt	\$79.99
FPP1V 06250	6 x 250	166.66	42	lfa308	20/plt	\$199.99
FPP1V 12250	12 x 250	333.33	85	lfa309	4/bndl	\$349.99
FPP1V 12250F Folded	12 x 250	333.33	85	lfa310	4/bndl	\$349.99
Pro Plus V • 25 Year (Needlepunched Woven/Non-Woven) 250' rolls are color coded with blue tape						
FPPV 03250	3 x 250	83.33	25	lfa320	20/plt	\$99.99
FPPV 04250	4 x 250	111.11	32	lfa321	20/plt	\$142.99
FPPV 05250	5 x 250	138.89	43	lfa322	20/plt	\$169.99
FPPV 06250	6 x 250	166.66	48	lfa323	20/plt	\$202.99
FPPV 08250	8 x 250	222.22	69	lfa324	4/bndl	\$279.99
FPPV 08250F Folded	8 x 250 F	222.22	69	lfa326	4/bndl	\$279.99
FPPV 12250	12 x 250	333.33	99	lfa325	4/bndl	\$354.99
FPPV 12250F Folded	12 x 250 F	333.33	99	lfa327	4/bndl	\$354.99
SRW® Ground Cover						
GC3 • Woven with colored planting stripes						
FGC3 03050	3 x 50	16.67	4	lfa350	30/ctn	\$15.99
FGC3 03100	3 x 100	33.33	7	lfa351	15/ctn	\$32.99
FGC3 03300	3 x 300	100.00	20	lfa352	30/plt	\$87.99
FGC3 04300	4 x 300	133.33	26	lfa353	30/plt	\$117.99
FGC3 06100	6 x 100	66.66	13	lfa354	30/plt	\$59.99
FGC3 06300	6 x 300	200.00	39	lfa355	30/plt	\$175.99
FGC3 10300	10 x 300	333.33	85	lfa356	3/bndl	\$249.99
FGC3 12300	12 x 300	400.00	92	lfa357	3/bndl	\$299.99
FGC3 15300	15 x 300	500.00	127	lfa358	3/bndl	\$372.99
GC3 PRO • Ground Cover						
FGCPRO 03300	3 x 300	100.00	20	lfa371	30/plt	\$104.99
FGCPRO 04300	4 x 300	133.33	26	lfa372	30/plt	\$138.99
FGCPRO 06300	6 x 300	66.66	39	lfa373	30/plt	\$204.99
FGCPRO 06500	6 x 500	333.33	39	lfa374	20/plt	\$364.99
FGCPRO 10300	10 x 300	333.33	85	lfa375	3/bndl	\$307.99
FGCPRO 12300	12 x 300	400.00	92	lfa376	3/bndl	\$369.99
FGCPRO 15300	15 x 300	500.00	127	lfa377	3/bndl	\$459.99
SRW® Separation/Stabilization Geotextiles						
Permeable 350 • 350 lb • Monofilament Woven						
FPE350 0625100	6 .25x 100	66.67	32	lfa401	30/plt	\$289.99
FPE350 0625300	6.25 x 300	200.00	87.5	lfa402	20/plt	\$869.99
FPE350 1225300	12.25 x 300	400.00	175	lfa403	3/bndl	\$1799.99
SS5 Folded Rolls • Separation/Stabilization 200 lb Woven (Slit Film)						
FSS5 125016	12.5 x 16	22.22	8	lfa411	14/ctn	\$44.99
FSS5 125027	12.5 x 27	37.50	13	lfa412	8/ctn	\$66.99
FSS5 125054	12.5 x 54	75.00	24	lfa413	30/plt	\$124.99
FSS5 125108	12.5 x 108	150.00	46	lfa414	20/plt	\$249.99
FSS5 1750515	17.5 x 51.5	100.00	30	lfa415	20/plt	\$169.99
FSS5 175103	17.5 x 103	200.00	60	lfa416	16/plt	\$329.99
SS5 Full Rolls • Separation/Stabilization 200 lb Woven (Slit Film)						
FSS5 04050	4 x 50	22.22	8	lfa421	20/ctn	\$37.99
FSS5 04100	4 x 100	44.44	15	lfa422	11/ctn	\$75.99

FSS5 06050	6 x 50	33.33	9	lfa423	---	\$56.99
FSS5 06100	6 x 100	66.67	22	lfa424	80/plt	\$109.99
FSS5 06300	6 x 300	200.00	1	lfa428	80/plt	\$319.99
FCSS5 125432	12.5 x 432	600.00	210	lfa425	---	\$369.99
FCSS5 15360	15 x 360	600.00	210	lfa426	---	\$369.99
FCSS5 175309	17.5 x 309	600.00	210	lfa427	---	\$369.99
SS6 Full Rolls • 315 lb Woven Slit Film						
FCSS6 125360	12.5 x 360	500.00	240	lfa430	---	\$459.99
FCSS6 15300	15 x 300	500.00	240	lfa431	---	\$459.99
FCSS6 175258	17.5 x 258	500.00	240	lfa432	---	\$459.99
SRW Part #	Size	Sq Yds	Lbs/Roll	NM Item#	Amt/Ctn	Price/Each
SRW® Non-Woven Drainage & Filtration Landscape Fabric						
LS3 - General Landscape Fabric						
FLS3 03025	3 x 25	8.33	2	lfa451	26/ctn	\$11.99
FLS3 03050	3 x 50	16.67	4	lfa452	15/ctn	\$20.99
FLS3 03100	3 x 100	33.33	8	lfa453	42/plt	\$36.99
FLS3 03300	3 x 300	100.00	23	lfa454	12/plt	\$108.99
FLS3 04050	4 x 50	22.22	5	lfa455	15/ctn	\$25.99
FLS3 04100	4 x 100	44.44	9	lfa456	42/plt	\$48.99
FLS3 04300	4 x 300	133.33	27	lfa457	12/plt	\$143.99
FLS3 06100	6 x 100	66.67	14	lfa458	30/plt	\$72.99
FLS3 06300	6 x 300	200.00	42	lfa459	12/plt	\$214.99
FLS3 09300	9 x 300	300.00	63	lfa460	3/bndl	\$349.99
FLS3 12300	12 x 300	400.00	85	lfa461	3/bndl	\$399.99
SRW Part #	Size	Sq Yds	Lbs/Roll	NM Item#	Amt/Ctn	Price/Each
SRW® Non-Woven Drainage, Filtration & Heavy Duty Erosion Control						
NW4 • Drainage & Filtration Fabric						
FNW4 03100	3 x 100	33.33	9	lfa471	42/plt	\$66.99
FNW4 03300	3 x 300	100.00	29	lfa472	12/plt	\$200.99
FNW4 04100	4 x 100	44.44	12	lfa473	42/plt	\$89.99
FNW4 04300	4 x 300	133.33	38	lfa474	12/plt	\$269.99
FNW4 06100	6 x 100	66.67	18	lfa475	25/plt	\$139.99
FNW4 06300	6 x 300	200.00	58	lfa476	12/plt	\$419.99
NW4.5 • Drainage & Filtration Fabric						
FNW4.5 03100	3 x 100	33.33	10	lfa501	42/plt	\$77.99
FNW4.5 03300	3 x 300	100.00	30	lfa502	12/plt	\$229.99
FNW4.5 04050	4 x 50	22.22	7	lfa503	9/ctn	\$51.99
FNW4.5 04100	4 x 100	44.44	13	lfa504	42/plt	\$102.99
FNW4.5 04300	4 x 300	133.33	39	lfa505	12/plt	\$306.99
FNW4.5 06100	6 x 100	66.67	19	lfa506	25/plt	\$159.99
FNW4.5 06300	6 x 300	200.00	60	lfa507	12/plt	\$481.99
FCNW4.5 125360	12.5 x 360	500.00	165	lfa508		Call
FCNW4.5 15360	15 x 360	600.00	197	lfa509		Call
NW6 • Pond Underlayment						
FNW6 06300	6 x 300	200.00	75	lfa521	9/plt	\$449.99
FCNW6 10100	10 x 100	111.11	48	lfa522		Call
FCNW6 10300	10 x 300	333.33	145	lfa523		Call
FCNW6 125360	12.5x360	500.00	217	lfa524		Call
FCNW6 15300	15 x 300	500.00	217	lfa525		Call
EC8 • Heavy Duty Erosion Control Fabric						
FEC8 06100	6 x 100	66.67	34	lfa541	20/plt	\$209.99
FEC8 06300	6 x 300	200.00	112	lfa542	9/plt	\$610.99
FCEC8 125360	12.5 x 360	500.00	273	lfa543		\$759.99
FCEC8 15300	15 x 300	500.00	273	lfa544		\$759.99
SRW Universal (Bi-Directional)						
GSRW U350	3 x 50	16.67	5	lfa601	20/ctn	\$60.99
GSRW U450	4 x 50	22.22	9	lfa603	10/ctn	\$80.99
GSRW U650	6 x 50	33.33	14	lfa604	40/plt	\$129.99
SRW 3 Series (Bi-Directional)						
GSRW 3450	4 x 50	22.22	9	lfa611	9/ctn	\$87.99
GSRW 365	6 x 50	33.33	14	lfa612	80/plt	\$130.99
GSRW 3615	6 x 150	100.00	48	lfa613	30/plt	\$299.99
GSRW 31215	12 x 150	200.00	96	lfa614	3/bndl	\$629.99
SRW 5 Series (Uni-Directional)						
GSRW 565	6 x 50	33.33	25	lfa621	35/plt	\$160.99

GSRW 5615	6 x 150	100.00	57	lfa622	30/plt	\$359.99
GSRW 51215	12 x 150	200.00	114	lfa623	3/bndl	\$629.99
SRW 7 Series (Uni-Directional)						
GSRW 7615	6 x 150	100.00	66	lfa627	20/plt	\$399.99
GSRW 71215	12 x 150	200.00	132	lfa628	3/bndl	\$689.99
SRW® Silt Fence and Stakes						
Silt Fence • Black (70 g material • 1.25" x 1.25" x 42" stakes)						
FCMF S03100	3 x 100	13 Stake	39	lec150		\$39.99
FCMF S0310026	3 x 100	26 Stake	65	—		Call
FCMF S031500	3 x 1500	Fabric ONLY	65	—		Call
Silt Fence • Orange (70 g material • 1.25" x 1.25" x 42" stakes)						
FCMFO S031500	3 x 1500	Fabric ONLY	65	—		Call
SRW® Drainfield Geotextiles						
DF2 • Spunbond						
FD2 03300	3 x 300	100.00	13	lfa706		\$99.99
FD2 04300	4 x 300	133.33	18	lfa707		\$127.99
FD2 06300	6 x 300	200.00	30	lfa708		\$194.99
FD2 12300	12 x 300	400.00	50	lfa709		\$339.99
SRW® Erosion Control Blankets						
Straw Blankets (Net 1 sided)						
FCMB STSINGLE4	4 x 50	22.22	Full Carton-9	lec101		\$26.99
FCMB STSINGLE	8 x 112.5	100.00	50	lec102		\$49.99
Straw Blankets (Net 2 sided)						
FCMB STDDOUBLE	8 x 112.5	100.00	50	lec103		\$59.99
SRW® Rock Log & Silt Sock						
Rock Log						
FCMBR 7"8'	7" x 8'	---	4	lec125		Call
Silt Sock						
FCMSS 0820 BLK	8" x 20'	---	120	lec126		\$39.99
Straw Wattles						
FCMWS 0925	9" x 25'	--	65	lec127		\$34.99
FCMWS 1220	12" x 20'	--	65	lec128		\$39.99
SRW Part #	Size	Thickness	Price Per Blade	NM #	Blade Style	
SRW® Diamond Blades						
BCW 4.5 SR	4.5"	N/A	\$70.99	ldb102	Single Row	
BCW 4.5 ST	4.5"	N/A	\$66.99	ldb103	Single Turbo	
BCW 4.5 DT	4.5"	N/A	\$96.99	ldb104	Double Turbo	
Hard Material Value Blades						
BPPC 12	12"	0.125	\$164.99	ldb143	Segmented turbo	
BPPC 14	14"	0.125	\$199.99	ldb151	Segmented turbo	
Hard Material Premium Blades						
BPPB 4.5	4.5"	0.050	\$69.99	ldb105	Cont Rim	
BPPB 5	5"	1.050	\$75.99	ldb111	Cont Rim	
BPPB 07	7"	0.079	\$122.99	ldb122	Cont Rim	
BPPB 10	10"	0.079	\$124.99	ldb133	Cont Rim	
BPPB 12	12"	0.087	\$255.99	ldb144	Cont Rim	
BPPB 14	14"	0.087	\$269.99	ldb156	Cont Rim	
BGPP 14	14"	0.125	\$254.99	ldb152	Segmented	
BUSA HM14	14"	0.125	\$209.99	ldb158	Seg Slant Alt Slot	
Universal / General Purpose Value Blades						
BU 04.5	4.5"	0.080	\$12.99	ldb101	Turbo rim	
BU 070	7"	0.095	\$25.99	ldb121	Turbo rim	
BU 09	9"	0.090	\$63.99		Turbo Segmented	
BU 10	10"	0.095	\$56.99	ldb131	Segmented	
BU 12	12"	0.125	\$76.99	ldb141	Segmented	
BU 14	14"	0.125	\$84.99	ldb153	Segmented	
Universal / General Purpose Premium Blades						
BGPC 09	9"	0.090	\$124.99		Segmented	
BGPC 10	10"	0.095	\$109.99	ldb132	Segmented	
BGPC 12	12"	0.125	\$164.99	ldb142	Segmented	
BGPC 14	14"	0.125	\$249.99	ldb154	Segmented	
BGPX 14	14"	0.125	\$254.99	ldb159	Seg Turbo Crown	
BGPZ 14	14"	0.125	\$264.99	ldb155	Seg Turbo Alt	
BVAP 14	14"	0.125	\$209.99	ldb161	Alt Turbo Seg	
BPAP 14	14"	0.125	\$369.99	ldb162	Ang Alt Turbo Seg	
BAMA 14	14"	0.125	\$219.99	ldb165	Abrasive	

Fond Du Lac, Slate Gray & Timber	Pallet Weight	Coverage /Pallet	Price/ Sq Ft or EA	Pallet Cost
Belvedere Wall	2349	27 SF	\$32.80	\$885.60
Belvedere Corner	1464	24 SF	\$31.52	\$756.48
Belvedere Coping	1584	66 LF	\$16.35	\$1079.10
Belvedere Column Cap 27" x 27"	1350	10 EA	\$139.71	\$1397.10
Belvedere Formal Cap 30" x 30"	1170	6 EA	\$172.08	\$1032.48
Belvedere Fire Pit Kit W/Steel & Coping - 1 KIT	1195	1 EA	\$1010.25	\$1010.25
Belvedere Fire Pit Coping only - 12 Piece Set	240	12 EA	\$177.08	\$177.08
Kodah Wall	2352	21 SF	\$36.38	\$763.98
Kodah Corner	2300	31.5 SF	\$34.45	\$1085.18
Kodah Fire Pti Kit W/Steel	1545	1 EA	\$1140.40	\$1140.40
Grand Ledge	4000	18 SF	\$60.26	\$1084.68
Grand Ledge Corner	3950	20.5 SF	\$65.44	\$1341.52
Outcropping Wall ABC	3708	18 SF	\$55.64	\$1001.52
Outcropping Wall 12" Corner	3510	19.5 SF	\$63.53	\$1238.84
Outcropping Freestanding Pallet D	3150	11 SF	\$68.79	\$756.69
Outcropping Freestanding Pallet E	3450	10.5 SF	\$70.88	\$744.24
Irregular Step	4000	8 EA	\$206.60	\$1652.80
Dimensional Step 4' x 18" x 7"	3760	8 EA	\$205.11	\$1640.88
Dimensional Step 6' x 30" x 7"	3600	3 EA	\$314.21	\$942.63
Dimensional Flagstone	2352	98 SF	\$11.65	\$1141.70
Grand Flagstone	2070	90 SF	\$11.60	\$1044.00
Superior Steppers	1296	16 EA	\$45.23	\$723.68
Dimensional Coping	1953	63 LF	\$17.31	\$1090.53
Midland Steppers	768	16 EA	\$27.13	\$434.08
Paraweb Strap	30	328 LF	\$465.34	\$465.34
Rosetta Lifting Hook	65	1 EA	\$2580.00	\$2580.00





TRANSFORMING
HARDSCAPES

UNILOCK®

ITEM NUMBER	ITEM NAME	SF / Pallet	Price	Unit
PAVERS				
Beacon Hill Flagstone				
luni111-	Beacon Hill Flagstone 6cm 3 Piece Random	116.57	\$9.57	Sq Ft
luni114	Alpine Grey, Bavarian, Fossil, Walnut			
luni121-	Beacon Hill 6cm XL Rectangle	116.57	\$9.57	Sq Ft
luni123	Alpine Grey, Bavarian, Fossil			
luni131-	Beacon Hill Smooth 6cm 3 Piece Random	116.57	\$10.18	Sq Ft
luni133	Bavarian, Fossil, Granite Fusion			
luni142-	Beacon Hill Smooth 6cm SM Rectangle	116.57	\$10.18	Sq Ft
luni145	Charcoal, Bavarian, Granite Fusion, Ivory			
luni146-	Beacon Hill Smooth 6cm XL Rectangle	116.57	\$10.18	Sq Ft
luni148	Fossil, Bavarian, Granite Fusion			
Elegance Series				
luni161-	Courtstone - 6cm 5 Piece Random	98.3	\$15.81	Sq Ft
luni164	Basalt, Belgian Blue, Dawn Mist, Pebble Taupe			
luni151-	Copthorne 6cm	89.2	\$15.81	Sq Ft
luni156	Burgandy Red, Burndt Clay, Old Oak Artic Grey, Steel Blue, Basalt			
luni181-	Richcliff 6cm 3 Piece Random	90.3	\$15.81	Sq Ft
luni188	Dawn Mist, Pebble Taupe, Smoke Shale Richcliff Large Rectangle	82.39	\$15.81	Sq Ft
lun201-	Town Hall 7 cm	88.41	\$18.03	Sq Ft
luni204	Burgandy Red, Burnt Clay, Old Oak, Basalt			
Granito				
luni171-	Granito 6cm 3 Piece Random	94.14	\$10.54	Sq Ft
luni173	Notte, Sabia, Scuro			
	Granito 7cm Hex Paver Sabia, Scuro	73.92	\$11.95	Sq Ft
luni211-	Tribeca Cobble 7cm 3 Piece Random	97.53	\$13.45	Sq Ft
luni212	Cobalt Grey, Peppered Granite			
Westport				
luni221-	Westport 7cm 3 Piece Random, Textured or Smooth	94.19	\$7.19	Sq Ft
luni236	Granite, River, Sierra Westport 7cm SM Rectangle Charcoal	94.19	\$7.19	Sq Ft



PAVERS, TILES & RETAINING WALLS
LANDSCAPE TILES - SILVER CREEK

GeoCeramica	Porcelain Tile		\$11.91	sf
Slate	Pavers	lsc111-	\$9.82	sf
Antiqued Travertine (Natural)	Pavers	lsc141-	\$10.10	sf
		lsc144		
Antiqued Travertine (Ivory)	Pavers	lsc151-	\$11.80	sf
		lsc154		

CHROMA SHIELD PAVERS

American Brick		lil101-104	\$10.18	sf
Barrington		lil111-115	\$9.21	sf
Mezzano		lil201-205	\$9.72	sf
Minnetonka		lil131-143	\$9.72	sf
Serano		lil 221-225	\$9.21	sf
Strata (Smooth)			\$8.10	sf
Cobble Onxy		lil362	\$12.90	sf
All other products 2,000 sqft min				

WHISPERS PAVERS

Contours	Textured		\$11.76	sf
Contours XL	Textured		\$11.76	sf
Silhouette	Smooth		\$11.02	sf
Silhouette XL	Smooth		\$11.02	sf

ACCENT PAVERS

Colonial ONYX			\$7.77	sf
Bullnose		lil 370-373	\$5.59	ea
Textured 6x12		lil201-205	\$9.80	sf
Smooth 6x12		lil 221-225	\$8.66	sf
Holland ONYX			\$6.17	sf

TUMBLLED PAVERS

Lamont	Pavers	lil 301-317	\$8.66	sf
--------	--------	-------------	---------------	----

CHROMA PAVER

Cheyenne (Textured)	Pavers		\$7.89	sf
Cobble	Pavers	lil421-461	\$8.76	sf
Titan	Smooth		\$8.10	sf
Tahoe 6cm	Slate Surface	lil271-273	\$6.80	sf
Reno 6cm	Contemporary Surface	lil281-283	\$6.62	sf
Holland 6cm		lil291-298	\$5.63	sf
Windom			\$7.71	sf
Vista			\$8.48	sf

PERMEABLE PAVERS

Holland Eco			\$7.44	sf
Pacific Eco			\$8.93	sf

SILVER CREEK STEPS

One Sided		lst621-623	\$285.75	ea
Three Sided			\$285.75	ea

NORTHLAND COMPANIES

TUMBLLED WALLS

Lakeland	Standard Unit	lrp101-105	\$7.85	ea
	Medium / Small Unit		\$8.98	per set
Riverland		lrp121-125	\$24.59	sf
Vintage 6" Tumbled			\$39.80	SET
Tumbled Accessories	6" Corner/Pillar Unit		\$24.30	ea
	6" End Piece		\$30.60	SET

PREMIUM WALLS

	Block	1/2 Unit	Corner	
Olympic Wall			\$16.28	\$26.36 ea
The Contemporary Wall		SET	\$25.30	\$6.64 ea
Lakeland - Smooth			\$6.86	ea
Vintage 6" Split			\$27.42	\$28.14 SET/SET/EA
Colonial 6			\$14.93	\$14.93 \$24.03 ea
Palisade			\$23.19	\$29.44 SQ FT

STANDARD WALLS

	Block	1/2 Unit	Corner	
Cottage Stone			\$3.85	ea
Premier 6			\$9.12	\$13.95 ea
Classic 6			\$10.34	\$18.81 ea
Classic 8			\$12.92	\$21.89 ea

UNIVERSAL BASE UNIT

Universal Base Unit			\$7.93	ea
---------------------	--	--	---------------	----

BAR TOPS & CAPS
Bar Tops

2 Sided	lac531	48x36	\$672	ea
3 Sided	lac532	48x36	\$693	ea

Pillar Caps

25 x 25 x 2 1/4	lac 501-503	\$193.20	ea
30 x 30 x 2 1/4	lac 506-508	\$255.15	ea

Seat Wall Caps

2 Sided	24x12	lac516-518	\$37.59	ea
3 Sided	24x12	lac521-523	\$43.75	ea
2 Sided - 8' Radius	19x12	lac511-514	\$37.59	ea
Contemporary	24x12		\$21.70	ea

Wall Caps

Mini Cap		\$4.18	ea
Universal Cap		\$12.23	ea

EDGERS/STEPS

Edgers	Bullet Edger		\$3.12	ea
	Granite Edger	led251-3	\$4.98	ea

Steps	Grand Step	lst651-4	\$182.28	ea
	Imperial Step		\$166.37	ea

OUTDOOR LIVING & PATIO KITS

BARS

Grand Island Series	Without Top's	
Contemporary 6' Bar W/Grill	\$10,150	ea
Grill Cabinet 32"	\$8,452	\$8,883
Grand 8' Grill w/ Refrig Opening & Storage	\$8,999	\$10,500
Grand 8' Grill Surround	\$3,486	\$4,300
Wood Box Cabinet	\$1,029	\$1,585
Outdoor Oven Wood Box	\$1,297	\$1,775

FIRE PITS

Grand Series

Fire Pit - no grate	\$781	ea
Fire Pit - grate	\$1,040	ea
Gas Fire Pit	\$3,080	ea
Fire Pit - block only	\$626	ea
Limestone Fire Pit Cap	\$485	ea

Victorian Series

Square Fire Pit - no grate	\$964	ea
Square Fire Pit - grate	\$1,122	ea

FIREPLACES

Colonial Series

Colonial Fireplace	\$3,772	ea
Colonial Hearth	\$540	ea
Colonial Wood Box	\$1,475	ea

Compact Series

Compact Fireplace	\$3,772	ea
Compact Hearth	\$540	ea
Compact Wood Box	\$1,475	ea

Contemporary Kits

Fireplace	\$7,445
Hearth	\$745
Wood box	\$1,695
Square Firepit - no grate	\$960
Square Firepit - grate	\$1,125
Square Firepit With Gas and Coping	\$3,590
Fire Table With Gas and Coping	\$3,115

ACCESSORIES & OTHER

NECESSARIES KIT ACCESSORIES

Firepit Steel Insert - Circle (Boxed)	\$569	ea
Firepit Steel Insert - Square (Boxed)	\$680	ea
Swivel Cooking Grate (Boxed)	\$333	ea
Firepit Cover Slotted - Circle (Boxed)	\$575	ea
Firepit Cover Non Slotted - Circle (Boxed)	\$560	ea
Firepit E-Z Access Spark Screen (Boxed)	\$745	ea
Fireplace Insert (w/ chimney & spark suppressor)	\$5,600	ea
Small Gas Log Set NG or LP (Compact, Colonial, Victorian)	\$2,495	ea
Gas Fire Ring Log Set	\$755	ea
Gas Fire Ring Insert	\$4,100	ea
LP Conversion Kit For Gas Fire Ring Insert	\$177	ea
32" Grill Cover	\$160	ea
40" Grill Cover	\$165	ea
32" Rotisserie	\$295	ea
40" Rotisserie	\$310	ea



FIREPLACES (Continued)

Grand Series

Grand Fireplace	\$13,320	ea
Grand Hearth	\$1,550	ea
Grand Wood Box	\$2,600	ea

Victorian Series

Victorian Fireplace	\$8,085	ea
Victorian Hearth	\$895	ea
Victorian Wood Box	\$2,100	ea

SEATWALLS & PILLAR KITS


Seatwalls & Pillars

Lakeland Seatwall	\$588	ea
Riverland Seatwall	\$588	ea
20" Pillar	\$740	ea
24" Pillar	\$1,050	ea




ITEM NUMBER	ITEM NAME	SF per Pallet	Units Per Pallet	Aprox. Wt/Pallet	Price	Unit
PAVERS						
Belgian Cobble 60mm Tumbled						
lbe390-392	Belgian Cobble Tumbled Midnight	68	na	1692	\$9.16	Sq Ft
	Belgian Cobble Tumbled Moonlight	68	na	1692	\$9.16	Sq Ft
Dimensions 6-60mm DF						
lbe100-105	Dimensions 6-60mm Shaded Gray	105	420	3003	\$7.76	Sq Ft
	Dimensions 6-60mm Scandina Gray	105	420	3003	\$7.76	Sq Ft
Dimensions 12-60mm DF						
lbe110-114	Dimensions 12-60mm Scandina Gray	120	120	3516	\$7.76	Sq Ft
	Dimensions 12-60mm Shaded Gray	120	120	3516	\$7.76	Sq Ft
	Dimensions 12-60mm Iron Bay	120	120	3516	\$7.76	Sq Ft
	Dimensions 12-60mm Sepia	120	120	3516	\$7.76	Sq Ft
	Dimensions 12-60mm Hickory	120	120	3516	\$7.76	Sq Ft
	Dimensions 12-60mm Cheswick	120	120	3516	\$7.76	Sq Ft
Dimensions 18 - 60mm DF						
lbe120-124	Dimensions 18-60mm Scandina Gray	112.5	50	3152	\$7.76	Sq Ft
	Dimensions 18-60mm Shaded Gray	112.5	50	3152	\$7.76	Sq Ft
	Dimensions 18-60mm Iron Bay	112.5	50	3152	\$7.76	Sq Ft
	Dimensions 18-60mm Sepia	112.5	50	3152	\$7.76	Sq Ft
	Dimensions 18-60mm Hickory	112.5	50	3152	\$7.76	Sq Ft
	Dimensions 18-60mm Cheswick	112.5	50	3152	\$7.76	Sq Ft
Holland Stone Prestige						
lbe280	Holland 60mm Ashbury Haze	105	486	3012	\$6.02	Sq Ft
	Holland 60mm Cotswold Mist	105	486	3012	\$6.02	Sq Ft
	Holland 60mm Midnight	105	486	3012	\$6.02	Sq Ft
Brooklyn Paver						
lbe380-383	Brooklyn Paver 60mm Rosewood	103.13		2805	\$9.24	Sq Ft
	Brooklyn Paver 60mm Scandina Gray	103.13		2805	\$9.24	Sq Ft
	Brooklyn Paver 60mm Midnight	103.13		2805	\$9.24	Sq Ft
Papyrus - 60mm DF						
	Papyrus - Scandina Gray	112.5	50	3152	\$9.37	Sq Ft
	Papyrus - Sepia	112.5	50	3152	\$9.37	Sq Ft
Hexagon Paver 60mm						
	Dimension Hexagon 6 - Antracite	100.02	154	2845	\$9.08	Sq Ft
	Dimension Hexagon 6 - Scandina Gray	100.02	154	2845	\$9.08	Sq Ft
	Dimension Hexagon 6 - Shaded Gray	100.02	154	2845	\$9.08	Sq Ft
Mega Arbel Collection - 60mm						
lbe305	Mega Arbel Ashbury Haze	77.6	54	2939	\$9.76	Sq Ft
	Mega Arbel Newport Gray	77.6	54	2939	\$9.76	Sq Ft
	Mega Arbel Aspen	77.6	54	2939	\$9.76	Sq Ft
Charlestone						
	Charlestone 60mm Black Diamond	104	270	2910	\$8.66	Sq Ft
	Charlestone 60mm Brittany Beige	104	270	2910	\$8.66	Sq Ft
	Charlestone 60mm Galway	104	270	2910	\$8.66	Sq Ft
	Charlestone 60mm Scandina Gray	104	270	2910	\$8.66	Sq Ft
	Charlestone 60mm Galway	104	270	2910	\$8.66	Sq Ft
	Charlestone 60mm Scandina Gray	104	270	2910	\$8.66	Sq Ft

Dimensions Slabs 60mm						
	Dimensions Slab 9x18 Anthracite	112.5		3220	\$9.01	Sq Ft
	Dimensions Slab 9x18 Hickory	112.5		3220	\$9.01	Sq Ft
	Dimensions Slab 9x18 Scandina Gray	112.5		3220	\$9.01	Sq Ft
	Dimensions Slab 15x30 Hickory	93.75		3384	\$9.01	Sq Ft
	Dimensions Slab 15x30 Scandina Gray	93.75		3384	\$9.01	Sq Ft
	Dimensions Slab 24x36 Sepia	120		3408	\$9.01	Sq Ft
	Anthracite, Shaded Gray, Scandina Gray, Hickory, Cheswick					
Aqualine Permeable Pavers TG						
	Aqualine Permeable 4.5"x9 - Midnight				\$8.65	Sq Ft
	Aqualine Permeable 4.5"x9 - Iron Bay				\$8.65	Sq Ft
Dimensions Accents						
lbe168-180	Dimensions Accents 3x12, 6x12 Moonlight, Midnight	103	550	3023	\$7.82	Sq Ft
lbe181-192	Dimensions Accents 6x9 Midnight	112.5	300	3132	\$7.82	Sq Ft
Origins 6, 12 & 18 - 60mm						
lbe130-154	Origins 6 Iron Bay, Cheswick	105	420	3020	\$7.82	Sq Ft
	Origins 12 Newport Gray, Cheswick	120	120	3517	\$7.82	
	Iron Bay, Teak, Ashwood					
	Origin Accent 6x9 Midnight	112.5	300	3088	\$7.82	Sq Ft
Slaton Tumbled 70mm						
	Slaton Tumbled 70mm Blue Iron 5x8	76	240	2522	\$12.71	Sq Ft
	Slaton Tumbled 70mm Blue Iron 8x11	81	128	2727	\$12.71	Sq Ft
	Slaton Tumbled 70mm Blue Iron 13x13	83	63	2862	\$12.71	Sq Ft
Turfstone 80mm						
	Turfstone Gray	106.67	40	2281	\$11.57	Sq Ft
WALLS						
Diamond Segmental Wall System - Desert Tan, Gray, Charcoal, Cotswold Mist, Graphite						
lab104	Diamond Straight	32	45	3112	\$11.47	Each
	Anchor XL 3" Cap		72	3334	\$10.15	Each
	6X16X16 Large Step Unit		24	2836	\$28.99	Each
Diamond Pro Segmental Wall System - Desert Tan, Gray, Umber						
	Diamond Pro Straight	36	36	2840	\$15.26	Each
	Diamond Pro 4" Cap		80	3812	\$14.40	Each
	Diamond Pro Corner	20	20	2468	\$27.49	Each
Weston Wall						
lab201	Weston Wall Universal Large Unit	33	100	3152	\$10.19	Each
lfire401-403	Weston Wall Fire Pit Kit		1	1218	\$610	Each
	Firepit Cap 4 pieces needed, Antrcite, Leather, Limestone		8	600	\$133.47	Each
STEPS						
	Landing Steps 48x6x18 Blu, Brown, Moonlight, Midnight		6	2760	\$169.14	Each
	Granika Step 48x6x18 Ashbury Haze, Cotswold Mist		6	2656	\$140.25	Each



Cobblestone
3x6, 4x6, 6x6, 6x9, 9x12
lwc101-lwc159
\$6.24 / Sq. Ft.




Weathered Cobblestone
3x6, 4x6, 6x6, 6x9, 9x12
lwc201-lwc256
\$7.99 / Sq. Ft.

Brickstone 6 cm
4x8
\$5.33 / Sq. Ft.
lwc300-lwc309
Brickstone 8 cm
\$7.29 / Sq. Ft.
lwc340-lwc348



6cm
Weathered Brickstone
4 x 8
lwc320-lwc329
\$7.16 / Sq. Ft.

Weathered or Smooth
Ledgestone
4x8x12
\$7.28 / Each
Tapered Unit
\$4.87 / Each
lwc601-lwc628



Bullnose
lwc5.47-lwc528
Standard-\$5.15 / Each
Weathered-\$7.53 / Each

Ledgestone
80" Bar & Grill
Grill NOT Included
Tops NOT Included
\$1240



Ledgestone
92" Two Tier Bar
Tops NOT Included
\$1338

Ledgestone
68" Bar
Tops NOT Included
\$936



Ledgestone
60" Fireplace
Tops NOT Included
\$2040

Many more kits available!!!

PRICES SUBJECT TO ADJUSTMENT DUE TO CHANGING MARKETS & FUEL RATES
PLEASE CALL TO VERIFY QUANTITY ON HAND

Circlestone
lwc161-lwc276
Standard-\$6.86 / Sq. Ft.
Weathered-\$8.50 / Sq. Ft.



Center Pack
lwc171-lwc276
Standard-\$84.91 / Each
Weathered-\$91.69 / Each

Dekrastone
7CM
lwc451-455
\$8.90 / Sq Ft



Slatestone
6 CM
lwc401-lwc435
\$7.71 / Sq. Ft.
7 CM
\$8.90 / Sq. Ft.

4' Step Unit
Canyon Grey, Walnut, Black
6" x 18" x 48"
\$198 / Each
Check Availability



Eurostone
7 cm
\$8.90 / Sq. Ft.

24" Column Cap
Canyon Grey, Walnut, Black
24" x 24"
\$124.58



Fire Ring Cap
4 piece Set—GRAY
lfire275
\$425

Ledgestone U Bar
Grill NOT Included
Tops NOT Included
\$2275



Wood Box
\$720

PRICES SUBJECT TO ADJUSTMENT DUE TO CHANGING MARKETS & FUEL RATES
PLEASE CALL TO VERIFY QUANTITY ON HAND

Cobble Series

CODE	STYLE & DIMENSIONS	BANDS	CUBES	PRICE
lbp100 - lbp175	COBBLE HALF SQUARE™ 3"x 6" 80mm x 160mm x 60mm Approximate 2 3/8" x 6 1/4" x 2 3/8" (PSF = 7.4 STONES @ 28#)	8.1 SF 226# (60 STONES)	56.8 SF 1590# (7 BANDS)	\$6.24 / SF
	COBBLE SQUARE™ 6"x 6" 160mm x 160mm x 60mm APPROXIMATE 6 1/4"x 6 1/4"x 2 3/8" (PSF = 3.69 STONES @ 28#)	12.2 SF 342# (45 STONES)	85.4 SF 2395# (7 BANDS)	\$6.24 / SF
	COBBLE RECTANGLE™ 6"x 9" 160mm x 240mm x 60mm Approximate 6 1/4" x 9 3/8" x 2 3/8" (PSF = 2.46 STONES @ 28#)	18.28 SF 512# (45 STONES)	91.4 SF 2559# (5 BANDS)	\$6.24 / SF
	COBBLE LARGE SQUARE™ 9"x 9" 240mm x 240mm x 60mm APPROXIMATE 9 3/8"x 9 3/8"x 2 3/8" (PSF = 1.64 STONES @ 28#)	16.5 SF 462# (27 STONES)	82.5 SF 2310# (5 BANDS)	\$6.24 / SF
	COBBLE LARGE RECTANGLE™ 9"x 12" 240mm x 320mm x 60mm Approximate 9 3/8" x 12 5/8" x 2 3/8" (PSF = 1.22 STONES @ 28#)	29.5 SF 835.2# (36 STONES)	88.5 SF 2506# (3 BANDS)	\$6.24 / SF
	THREE QUARTER COBBLE STONE™ 4" X 6" 120mm x 160mm x 60mm Approximate 4 3/4" x 6 1/4" x 2 3/8" (PSF = 4.84 STONES)	11.57 SF 324# (56 STONES)	81 SF 2268# (7 BANDS)	\$6.24 / SF
	LARGE COBBLE CIRCLE STONE™ (PSF = 4.92 STONES)	6 SF 168# (30 STONES)	54 SF 1512# (9 BANDS)	\$6.24 / SF
lbp170-175	COBBLE CIRCLE CENTER PACK	160#	5.6 SF	\$59.02 / EA

LaLosa Collection

CODE	STYLE & DIMENSIONS	Bands	CUBES	PRICE
lbp304 - lbp325	LaLosa Square 6" x 6" 6cm	12.2 SF	85.4 SF	
	Rectangle 6" x 9" x 6cm	18.28 SF	91.4 SF	\$7.47 / SF
	Large Rectangle 9" x 12" x 6cm	29.5 SF	88.5 SF	

Holland Paving Stones

CODE	STYLE & DIMENSIONS	BANDS	CUBES	PRICE
lbp191 - lbp199	HOLLAND STONE™ 100mm x 200mm x 60mm Approximate 3 7/8" x 7 7/8" x 2 3/8" (PSF = 4.5 STONES @ 28#)	15.7 SF 440# (72 STONES)	94 SF 2640# (6 BANDS)	\$5.33 / SF

Kastle Flats Rectangle Slabs

CODE	STYLE & DIMENSIONS	NOT SOLD BY THE BAND	CUBES	PRICE
	Kastle Flats 8x16, 16x16, 16x24 Textured OR Smooth	FULL PALLET ONLY	81-93 SF/pallet	\$7.99 / SF

Bulovar Linear Slabs

CODE	STYLE & DIMENSIONS	NOT SOLD BY THE BAND	CUBES	PRICE
lbp640- lbp648	Bulovar 10CM 3" x 16" x 10cm 6" x 16" x 10cm	FULL PALLET ONLY	62-68 SF/pallet	\$11.37 / SF
		67.7 SF/ Pallet		
		62 SF/ Pallet		

Bavaria II Pavers (Non-Tumbled)

CODE	STYLE & DIMENSIONS	BANDS	CUBES	PRICE
lbp201 - lbp249	BAVARIA II SMALL SQUARE 5.5" X 5.5" 140mm x 140mm x 70mm (PSF = 4.8 STONES @ 31.5#)	9.98 SF 324# (48 STONES)	79.8 SF 2595# (8 BANDS)	\$9.01 / SF
	BAVARIA II SMALL RECTANGLE 5.5" X 11" 140mm x 280mm x 70mm (PSF = 2.4 STONES @ 31.5#)	20.25 SF 659# (48 STONES)	81 SF 2635# (4 BANDS)	\$9.01 / SF
	BAVARIA II LARGE SQUARE 11" X 11" 280mm x 280mm x 70mm (PSF = 1.2 STONES @ 31.5#)	20.25 SF 659# (24 STONES)	81 SF 2635# (4 BANDS)	\$9.01 / SF
	BAVARIA II LARGE RECTANGLE 11" X 16" 280mm x 420mm x 70mm (PSF = .80 STONES @ 31.5#)	30 SF 975# (24 STONES)	90 SF 2835# (3 BANDS)	\$9.01 / SF
	BAVARIA II THREE QUARTER 6.5" X 9" 168mm x 225mm x 70mm (PSF = 2.4 STONES @ 31.5#)	15 SF 488# (36 STONES)	75 SF 2440# (5 BANDS)	\$9.01 / SF

Strassen® Cracovia Tumbled Pavers

CODE	STYLE & DIMENSIONS	BANDS	CUBES	PRICE
lbp331- lbp396	CRACOVIA HALF SQUARE 3"x 6" 80mm x 160mm x 60mm	8.1 SF 226# (60 STONES)	56.8 SF 1590# (7 BANDS)	\$8.09 / SF
	CRACOVIA SQUARE 6"x 6" 160mm x 160mm x 60mm Approximate 6 1/4" x 6 1/4" x 2 3/8"	12.2 SF 342# (45 STONES)	85.4 SF 2395# (7 BANDS)	\$8.09 / SF
	CRACOVIA RECTANGLE 6"x 9" 160 mm x 240mm x 60mm Approximate 6 1/4" x 9 3/8" x 2 3/8"	18.28 SF 512# (45 STONES)	91.4 SF 2559# (5 BANDS)	\$8.09 / SF
	CRACOVIA LARGE SQUARE 9" X 9" 240mm x 240mm x 60mm APPROXIMATE 9 3/8"x 9 3/8"x 2 3/8"	16.5 SF 462# (27 STONES)	82.5 SF 2310# (5 BANDS)	\$8.09 / SF
	THREE QUARTER CRACOVIA STONE 120mm x 160mm x 60mm Approximate 4 3/4" x 6 1/4" x 2 3/8"	11.57 SF 324# (56 STONES)	81 SF 2268# (7 BANDS)	\$8.09 / SF
	LARGE CRACOVIA CIRCLE STONE (PSF = 4.92 STONES)	6 SF 168# 160#	54 SF 1512# 5.6 SF	\$8.09 / SF \$64.68 / EA
	CRACOVIA CIRCLE CENTER PACK			

Strassen® Bavaria Tumbled Pavers

CODE	STYLE & DIMENSIONS	BANDS	CUBES	PRICE
lbp441 - lbp489	BAVARIA SMALL SQUARE 5.5" X 5.5" 140mm x 140mm x 70mm (PSF = 4.8 STONES @ 31.5#)	6.25 SF 197# (30 STONES)	50.0 SF 1576# (8 BANDS)	\$9.52 / SF
	BAVARIA SMALL RECTANGLE 5.5" X 11" 140mm x 280mm x 70mm (PSF = 2.4 STONES @ 31.5#)	7.56 SF 238# (18 STONES)	60.48 SF 1904# (8 BANDS)	\$9.52 / SF
	BAVARIA LARGE SQUARE 11" X 11" 280mm x 280mm x 70mm (PSF = 1.2 STONES @ 31.5#)	15.12 SF 476# (18 STONES)	60.48 SF 1904# (4 BANDS)	\$9.52 / SF
	BAVARIA LARGE RECTANGLE 11" X 16" 280mm x 420mm x 70mm (PSF = .80 STONES @ 31.5#)	22.5 SF 709# (18 STONES)	67.5 SF 2127# (3 BANDS)	\$9.52 / SF
	BAVARIA THREE QUARTER 6.5" x 9" 168mm x 225mm x 70mm (PSF = 2.4 STONES @ 31.5#)	7.5 SF 236# (18 STONES)	52.5 SF 1652# (7 BANDS)	\$9.52 / SF







Madera Wall Units - Aged

CODE	ITEM	WEIGHT PER UNIT	UNITS PER PALLET	WEIGHT PER PALLET	PRICE
	PALLET "A"	30 LN FT (15 SQ FT)	36	2160#	\$525.90/Cube
lbw201	Piece #1 - 6"H x 8"L x 12"D	32#	12		\$35.06 / Sq Ft
lbw245	Piece #2 - 6"H x 12"L x 12"D	55#	12		
	Piece #3 - 6"H x 16"L x 12"D	78#	12		
	PALLET "B"	36 LN FT (18 SQ FT)	18	2520#	\$631.08/Cube
	Piece #5 - 6"H x 24"L x 12"D	124#	9		\$35.06 / Sq Ft
	Piece #6 - 6"H x 28"L x 12"D	147#	9		
	PALLET "D" - 3" High	60 LN FT (15 SQ FT)	72	2160#	\$525.9/Cube
	Piece #1 - 3"H x 8"L x 12"D	16#	24		\$35.06 / Sq Ft
	Piece #2 - 3"H x 12"L x 12"D	27.5#	24		
	Piece #3 - 3"H x 16"L x 12"D	39#	24		
	Madera Column Unit				\$1019.54/Pallet
	6" x 8" x 12"	47#	54	2538#	\$18.88 / Each
	Madera Split Cap				\$665.28/Pallet
	3"H x 14"W x 15"D	50#	36	1800#	\$18.48 / Each

Morteza Wall Units - Non-aged

CODE	ITEM	WEIGHT PER UNIT	UNITS PER PALLET	WEIGHT PER PALLET	PRICE
	PALLET "A"	30 LinFT (15 sq ft)	36	2160#	\$535.65/Cube
lbw301	Piece #1 - 6"H x 8"L x 12"D	32#	12		\$35.71 / Sq Ft
lbw345	Piece #2 - 6"H x 12"L x 12"D	55#	12		
	Piece #3 - 6"H x 16"L x 12"D	78#	12		
	PALLET "B"	36 LinFT (18 sq ft)	18	2520#	\$642.78/Cube
	Piece #5 - 6"H x 24"L x 12"D	124#	9		\$35.71 / Sq Ft
	Piece #6 - 6"H x 28"L x 12"D	147#	9		
	PALLET "D" - 3" High	60 LinFT (15 sq ft)	72	2160#	\$535.65/Cube
	Piece #1 - 3"H x 8"L x 12"D	16#	24		\$35.71 / Sq Ft
	Piece #2 - 3"H x 12"L x 12"D	27.5#	24		
	Piece #3 - 3"H x 16"L x 12"D	39#	24		
	Morteza Column Unit				\$925.56 / Cube
	6" x 8" x 12"	47#	54	2538#	\$17.14 / Each
	Morteza Split Cap				\$657.72 / Cube
	3"H x 14"W x 15"D	50#	36	1800#	\$18.27 / Each

CODE	ITEM	WEIGHT PER UNIT	UNITS PER PALLET	WEIGHT PER PALLET	PRICE
Ist501	BORGER STEP UNIT				\$203.53 Each
Ist505	18" x 48" x 6"	425#	6	2550#	





BORGERT

PAVERS | SLABS | WALLS | EST. 1923

Strassen® Tumbled Wall

CODE	STYLE & DIMENSIONS	BANDS	CUBES	PRICE
lbw101 - lbw152	STRASSEN® RETAINING WALL A - 8" x 12" 200mm x 300mm x 100mm Approximate 8" x 12" x 4"	N/A	96 PCS 2700#	\$760.32 \$7.92 / Each
	STRASSEN® RETAINING WALL B - 8" x 8" 200mm x 200mm x 100mm Approximate 8" x 8" x 4"	N/A	96 PCS 1650#	\$531.84 \$5.54 / Each
	STRASSEN® RETAINING WALL C - 8" x 4" 200mm x 100mm x 100mm Approximate 8" x 4" x 4"	N/A	144 PCS 1175#	\$423.36 \$2.94 / Each
Tumbled	STRASSEN® WALL TRAPEZOID 4"H X 8"D	\$5.51 Each	63 PCS	\$347.13
NON Tumbled		\$4.87 Each	945#	\$306.81
	PRECAST STRASSEN WALL CAP		21 PCS	\$109.48 / Each
	2"H x 30"W x	N/A	1785#	
NON Tumbled	STRASSEN® RETAINING WALL A - 8" x 12" 200mm x 300mm x 100mm Approximate 8" x 12" x 4"	N/A	96 PCS 2700#	\$708.48 \$7.38 / Each

PanoMur® Wall Series

CODE	ITEM	WEIGHT PER UNIT	UNITS PER PALLET	WEIGHT PER PALLET	PRICE
lbw401 - lbw433	PanoMur Wall 6" Curved Split Face 6"H x 16"W x 12"D	49#	45	2205#	\$12.62 / Each
	PanoMur Wall 6" Straight Split Face 6"H x 16"W x 12"D	49#	45	2205#	\$12.62 / Each
	PanoMur Caps - Split 3 1/2"H X 16"W X 12 1/2"D	47#	60	2850#	\$12.52 / Each
	PanoMur Corner Units 6"H X 16"W X 8"D	60#	36	2160#	\$17.90 / Each



Standard Unit
82 lbs. 2/3 Sq. Ft.
27/Pallet
lv1101-lv1118
Gray-\$11.11 / Each
Tan-\$11.11 / Each
Blends-\$12.41 / Each



Weathered Standard
82 lbs., 2/3 Sq. Ft.
27/Pallet
lv1123-lv1128
Blends-\$13.63 / Each

Cobble Unit
38 lbs., 1/3 Sq. Ft.
54/Pallet
lv1321-lv1328
Blends-\$6.85 / Each



Weathered Cobble
Unit
38 lbs., 1/3 Sq. Ft.
54/Pallet
lv1333-lv1338
Blends-\$8.39 / Each

Accent Unit
36 lbs., 1/3 Sq. Ft.
48/Pallet
lv1301-lv1308
Blends-\$6.85 / Each



Weathered Accent
36 lbs., 1/3 Sq. Ft.
48/Pallet
lv1313-lv1317
Blends-\$8.39 / Each

Cap Units
A & B Units 14"
Coverage
lv1171-lv1186
Gray-\$9.50 / Each
Tan-\$9.50 / Each
Blends-\$10.40/Each



Weathered Cap Units
A & B Units
14" Coverage
Lv1189-lv1200
Blends-\$12.79 / Each




PRICES SUBJECT TO ADJUSTMENT DUE TO CHANGING MARKETS & FUEL RATES
PLEASE CALL TO VERIFY QUANTITY ON HAND



VERSA-LOK®
Retaining Wall Systems
Solid Solutions™



Square Foot
87 lbs., 27/Pallet
lv1211-lv1214
Gray/Tan-\$12.01
Blends-\$15.41
Gray Corner-\$18.75
Blend Corner-\$20.29



Brute
240 lbs., 16/Pallet
lv1341-lv1342
Gray-\$29.23 / Each
Tan-\$31.20 / Each

Bronco 18H
1220-3215 lbs.
18"H x 48"W
24", 41", or 60" D
Call for quote



Bronco
4662 lbs.
67" W x 30"H x 45"D
Call for quote

Standard Ultra
59 lbs. 3/4 Sq. Ft.
Gray/Tan-\$7.84 / Each
Blends-\$8.72 / Each
lv1241-lv1248



Nexus
86 lbs., 27/Pallet
lv1215-lv1216
Gray/Tan-\$11.93
Blends-\$14.12



PRICES SUBJECT TO ADJUSTMENT DUE TO CHANGING MARKETS & FUEL RATES
PLEASE CALL TO VERIFY QUANTITY ON HAND

Mass Conversion

Approximate Conversions To Metric Measures			Approximate Conversions From Metric Measures		
When You Know	Multiply By	To Find	When You Know	Multiply By	To Find
ounces	28.3	grams	grams	0.035	ounces
pounds	0.45	kilograms	kilograms	2.2	pounds
short tons	0.91	metric ton	metric ton	1.1	short tons

Number of Square Feet from 1 Cubic Yard

Thickness in Inches	No. of Sq. Ft	Thickness in Inches	No. of Sq. Ft	Thickness in Inches	No. of Sq. Ft
1.....	324	5.....	65	9.....	36
1 1/4.....	259	5 1/4.....	62	9 1/4.....	35
1 1/2.....	216	5 1/2.....	59	9 1/2.....	34
1 3/4.....	185	5 3/4.....	56	9 3/4.....	33
2.....	162	6.....	54	10.....	32
2 1/4.....	144	6 1/4.....	52	10 1/4.....	31
2 1/2.....	130	6 1/2.....	50	10 1/2.....	31
2 3/4.....	118	6 3/4.....	48	10 3/4.....	30
3.....	108	7.....	46	11.....	29 1/2
3 1/4.....	100	7 1/4.....	44	11 1/4.....	29
3 1/2.....	93	7 1/2.....	43	11 1/2.....	28
3 3/4.....	86	7 3/4.....	42	11 3/4.....	27 1/2
4.....	81	8.....	40	12.....	27
4 1/4.....	76	8 1/4.....	39	12 1/4.....	26 1/2
4 1/2.....	72	8 1/2.....	38	12 1/2.....	26
4 3/4.....	68	8 3/4.....	37	12 3/4.....	25 1/2

WEIGHT IN POUNDS

Stone Thickness	Weight/lbs. Per Sq. Ft.		Stone Thickness	Weight/lbs. Per Sq. Ft.	
3/8"	6.50	(Tile)	6"	90.00	
1/2"	7.50	(Tile)	6 1/4"	93.75	
3/4"	11.25		6 1/2"	97.50	(Slabs)
7/8"	13.10	(Slabs)	6 3/4"	101.25	
1"	15.00		7"	105.00	
1 1/4"	18.75	(Slabs/Tile)	7 1/4"	108.75	
1 1/2"	22.50		7 1/2"	112.50	
1 3/4"	26.25		7 3/4"	115.25	
2"	30.00	(Slabs)	8"	120.00	
2 1/4"	33.75		8 1/4"	123.75	
2 1/2"	37.50		8 1/2"	127.50	
2 3/4"	41.25		8 3/4"	131.25	(Slabs)
3"	46.00	(Slabs)	9"	135.00	
3 1/4"	48.75		9 1/4"	138.75	
3 1/2"	52.50		9 1/2"	142.50	
3 3/4"	56.25		9 3/4"	145.25	
4"	60.00		10"	150.00	
4 1/4"	63.75	(Slabs)	10 1/4"	153.75	
4 1/2"	67.60		10 1/2"	167.60	
4 3/4"	71.25		10 3/4"	161.25	
5"	76.00		11"	165.00	
5 1/4"	78.75		11 1/4"	168.75	
5 1/2"	82.50		11 1/2"	172.25	
5 3/4"	86.25		11 3/4"	180.00	
			1'0"		

190 Lbs. per cubic feet of granite

www.northland-companies.com



NC

NORTHLAND
COMPANIES

SUPPLY

FROM LANDSCAPING TO MASONRY

